

January 2024

Spring Term Creative Homework - The Toymaker



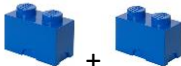



Willow Homework - Choose at least 4 pieces to complete over the term. You can decide how to present your work. You can draw pictures, make models, take photos, make a video.


You can bring your work into school, upload your work using your Google Classroom or email:

nclark@crls.org.uk

Dates for handing in Creative homework:

Friday 26th January, Friday 16th February, Friday 1st March, Friday 22nd March.

Communication Language and Literacy	Knowledge and Understanding of the World	Mathematical Development	Creative/Physical Development
<p>Write a story What do your toys get up to when you are at school? Write a story about an adventure they might have whilst you are busy working at school.</p>  <p>Or... Have fun by interviewing your favourite cuddly toy/doll/action figure. Write a list of questions to ask them and make up some answers that they could give you. Ask an adult to film your interview!</p>	<p>Research different materials Find out what objects in your house are made of. Can you find a single household object that can be made out of different materials? i.e. one made of metal, one made of plastic, one made of wood. Can you find something in your house that can only be made out of one particular material? Can you think of reasons why certain things are made from certain materials?</p> 	<p>Lego maths Use Lego bricks to practice addition and multiplication. Year 1- Make repeated addition number sentences.</p>  $= 6$  $6 + 6 + 6 =$ Year 2 – make arrays with Lego blocks and write number sentences to go with them. E.g. $4 \times 2 = 8$ 	<p>Art / DT Paint, draw or collage a picture of a favourite toy. We are going to be looking at the toy prints created by Pop artist Any Warhol. Can you find any other toy or games themed artwork created by other artists?</p>  <p>Junk Modelling Make or invent a toy using recycled bits and bobs.</p>

<p>Make a toy dictionary. Find 10 different toys (or as many as you like). Think about the letter they begin with. E.g. Lego = L, teddy = T, snakes and ladders = S.</p> <p>Put them in order of the alphabet – Year 2 children can challenge themselves to order toys or games which begin with the same initial letter. Take photos/draw pictures/ cut pics out of the Argos catalogue and make into a little book or poster dictionary.</p>	<p>Find out about a toy or a game from another country. Which country is it from? Where in the World is that country (which continent?)</p> <p>Or</p> <p>Learn to play a game from the past. Ask your parents or grandparents to teach you a game that they played when they were little. (e.g. skipping rhymes, marbles, clapping game, playground game). Write instructions for how to play it or record yourself (audio or video) giving the instructions. Teach the game to a friend at school.</p>	<div data-bbox="803 96 1026 178">  </div> <div data-bbox="1047 96 1153 178"> <p>10 x 4 = 40</p> </div> <div data-bbox="803 661 1182 1394"> <p>Measuring In maths we are comparing height, length, mass and Year 2 children are learning about the standard units, centimetres, grams, kilograms. Choose 4 or 5 of your 'teddies', dolls, action figures. Compare their height. Measure height, in cm, using a tape measure and record on a chart. Next compare and measure their mass, in grams/kilograms, perhaps by using kitchen weighing scales. Is the tallest toy also the heaviest?</p> </div>	<p>Listen and respond to music with a toy theme (see links below). <i>The Nutcracker</i> by Tchaikovsky</p> <p>The doll on the music box from <i>Chitty Chitty Bang Bang</i></p> <p>Henry Hall & His Orchestra - <i>The Teddy Bear's Picnic</i> (1932)</p> <p>The Lonely Goatherd from <i>The Sound Of Music</i></p> <p>Ideas for responding to the music: Move to the music. Draw a picture or colour in as you listen. Find out about the composer.</p>
---	---	---	--

Useful websites

http://www.forms.bedford.gov.uk/museumeducation/bedfordbytes/toys/images_toys/gallery_toy_photos/index.htm Toy museum pictures

<https://www.bbc.co.uk/teach/class-clips-video/history-ks1-changes-within-living-memory-toys/zbs2h4j><https://www.youtube.com/watch?v=x4InbdoC7g> Magic Grandad - visit to Victorian times

<https://www.youtube.com/watch?v=db8mUBgolV8> Magic Grandad - visit to the 1950s

<https://www.youtube.com/watch?v=dZANKFxrckU> Teddy Bears' Picnic

https://www.youtube.com/watch?v=L_l2ii_25tc Doll On The Music Box (From 'Chitty, Chitty Bang Bang')

https://www.youtube.com/watch?v=UmmOJx_Hxto The Lonely Goatherd (Puppet show scene from 'The Sound Of Music')

<http://www.bbc.co.uk/education/clips/zm2jmp3> Science Materials

Search for: **Creative ideas for kids crafts toys** and lots of lovely ideas should appear to help you make your own toys from craft and recycled materials.

